
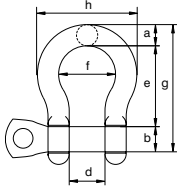


C



MLVI




## Stainless steel bow shackle with screw pin

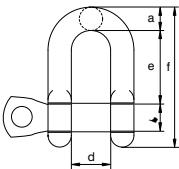
- **Material:** AISI 316, grade 5
- **Safety factor:** MBL equals 5 x WLL
- **Finish:** polished
- **Temperature range:** -40°C up to +200°C
- **Certification:** 2.1 2.2 3.1 CE
- **Note:** marked with WLL and CE

working load limit	diameter bow	diameter pin	diameter eye	width inside	length inside	width bow	length	width	weight each
t	a mm	b mm	c mm	d mm	e mm	f mm	g mm	h mm	kg
0.4	8	8	16	16	32	25	56	41	0.06
0.6	10	10	19	20	40	28	67	48	0.12
0.9	12	12	24	25	48	36	79	59	0.2
1.5	13	16	31	24	52	35	87	60	0.32
2.5	16	20	38	28	64	42	108	71	0.58
3	19	22	44	32	72	50	125	87	0.96
4	22	25	50	37	74	60	145	101	1.46
6	25	30	57	40	94	67	157	115	2.09

C



MDVI



## Stainless steel dee shackle with screw pin

- **Material:** AISI 316, grade 5
- **Safety factor:** MBL equals 5 x WLL
- **Finish:** polished
- **Temperature range:** -40°C up to +200°C
- **Certification:** 2.1 2.2 3.1 CE
- **Note:** marked with WLL and CE

working load limit	diameter bow	diameter pin	diameter eye	width inside	length inside	length	weight each
t	a mm	b mm	c mm	d mm	e mm	f mm	kg
0.4	8	8	16	16	32	52	0.06
0.6	10	10	19	20	40	64	0.11
0.9	12	12	24	25	48	78	0.19
1.5	13	16	31	24	52	90	0.3
2.5	16	20	38	28	64	110	0.57
3	19	22	44	32	72	124	0.9
4	22	25	50	37	74	134	1.33
6	25	30	57	40	94	162	1.98